

2018 YEAR-END PRESS CONFERENCE



CITYWIDE YEAR-TO-YEAR CRIME NUMBERS

VIOLENT CRIME

Offense			Percent
Category	2017	2018	Change
MURDER	26	24	-7.7
RAPE	84	76	-9.5
ROBBERY	243	190	-21.8
AGG ASSAULT	534	640	19.9
VIOLENT CRIME TOTAL	887	930	4.8

PROPERTY CRIME

BURGLARY	825	620	-24.8
LARCENY	4280	4103	-4.1
VEHICLE THEFT	500	507	1.4
PROP CRIME TOTAL	5605	5230	-6.7

TOTAL	6,492	6,160	-5.1
--------------	--------------	--------------	-------------

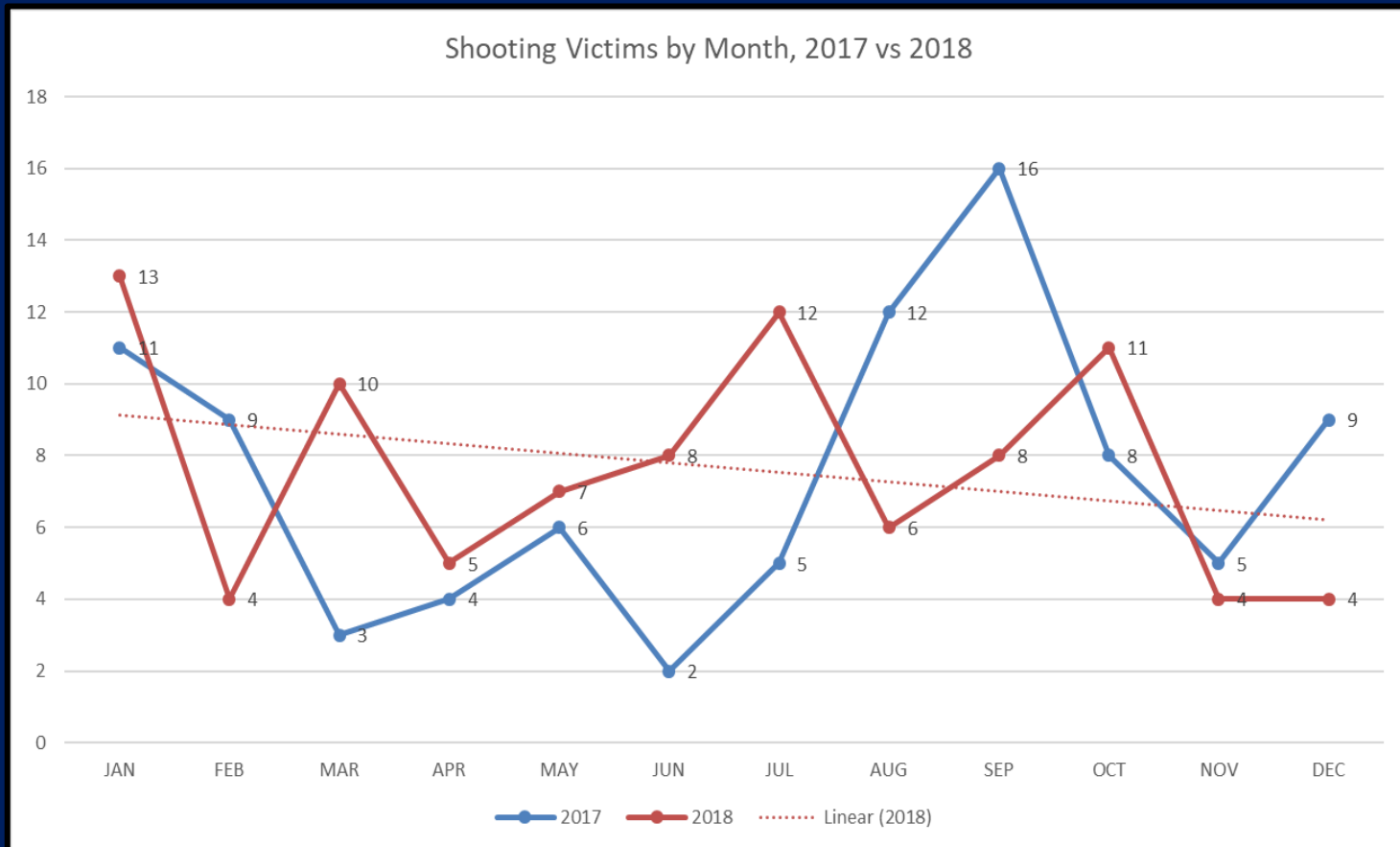
2018 CLEARANCE RATES

	Current YTD Incidents	Current YTD Cleared	Cleared Cases from Previous Years	Current Year Clearance Rates	2017 National Clearance Rate
Homicide	24	7	8	62.5%	61.6%
Rape	76	39	15	71.1%	34.5%
Robbery	189	57	7	33.9%	29.7%
Aggravated Assault	640	306	33	53.0%	53.3%
Burglary	619	101	35	22.0%	13.5%
Larceny	4077	740	99	20.6%	19.2%
Vehicle Theft	506	92	13	20.8%	13.7%

SHOOTINGS BY THE NUMBERS

- ▶ 2018 Shooting Victims YTD = 92
- ▶ 2017 Shooting Victims YTD = 90
- ▶ Percent change = 2% increase

This does not count homicides, suicides, victims of paintball or BB shootings, or accidental shootings.



HOMICIDES BY THE NUMBERS

- ▶ 2018 Homicides = 24
- ▶ 2017 Homicides = 26
- ▶ Percent change = - 7.7%

Motive	Total
Argument	12
Drug Related	4
Retaliation	3
Unknown	5



2018 NUMBER OF CALLS FOR SERVICE

	Calls For Service Initiated by Citizens	Calls For Service Officer Initiated	Officer Initiated Vehicle Stops	Total Citywide Calls For Service
2018 Total	85,442	75,153	34,979	160,595

Number of Citizen–Generated
Complaints = 108

or

.067% of total calls for service



WEAPONS RECOVERED

- ▶ 2018 Weapons Recovered YTD = 646
- ▶ 2017 Weapons recovered YTD = 652

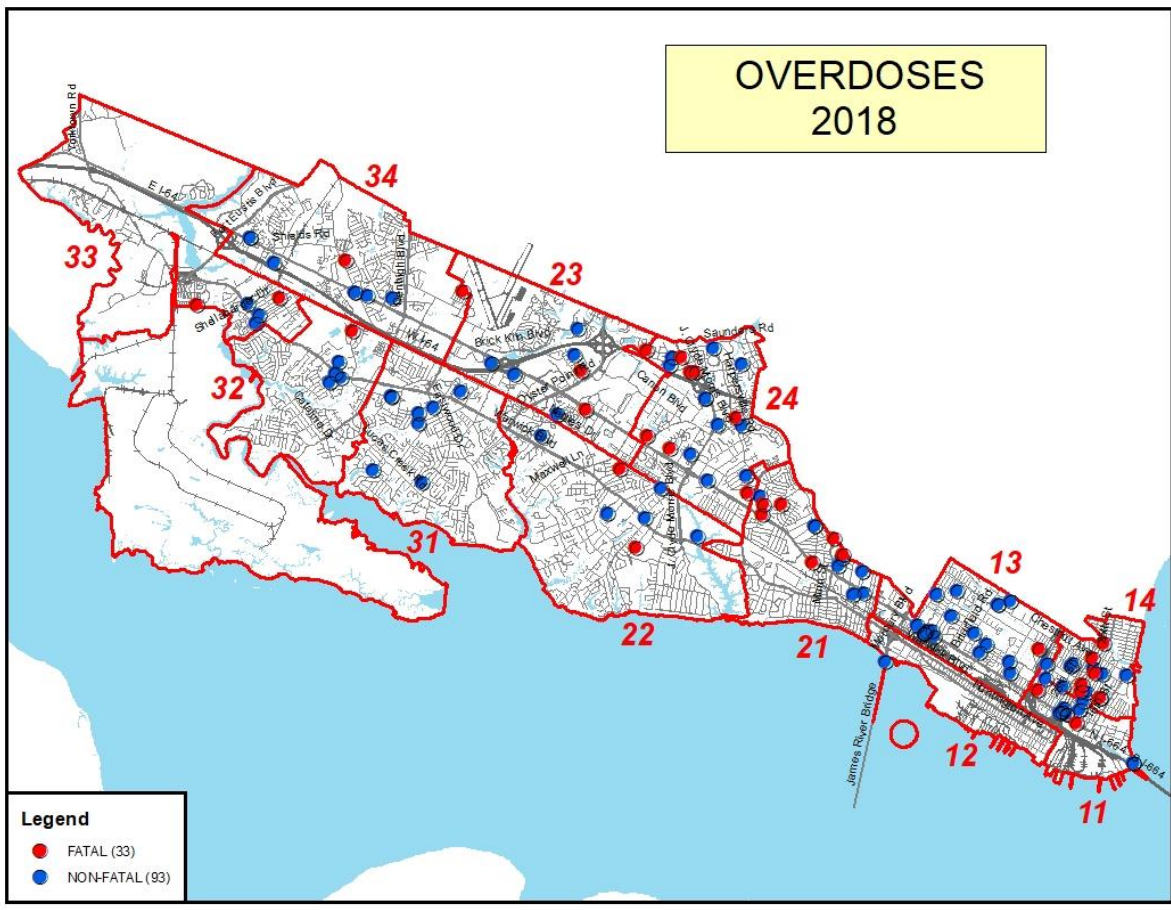
Percent change = -1 %



OVERDOSES

TOTAL OVERDOSES

	TOTAL
2017 NON-FATAL	123
2017 FATAL	19
2017 TOTAL	142
2018 NON-FATAL	93
2018 FATAL	33
2018 TOTAL	126



FACEBOOK TRENDS

NNPD Facebook Likes


■ 2016 ■ 2017 ■ 2018



FOLLOW US!



2018 REORGANIZATION

- ▶ Comstat Meetings
 - ▶ Intel Meetings
 - ▶ Aggravated Assault Unit
 - ▶ Increase Homicide Unit
 - ▶ Decentralize Robbery Unit
 - ▶ HIP Units in Precincts
 - ▶ Creation of Community & Youth Outreach Division
 - ▶ Use of Force Review Board
- 

2018 NEW INITIATIVES

- ▶ Young Adult Police Commissioners
- ▶ Faith Leaders
- ▶ Weekly Newsletter
- ▶ Police Athletic League
 - ❖ Chief's Challenge
 - Basketball games
- ▶ Community Walks
- ▶ Citizens on Promotion panel & Use of Force Review Board
- ▶ Critical Incident walks
- ▶ Town Hall Meetings
- ▶ FB Live Chat with the Chief
- ▶ Community Week for Recruits
- ▶ Annual Report



PARTNERSHIPS

- ▶ City Administration
- ▶ Police Foundation
- ▶ Human Services
- ▶ Fire Department
- ▶ Parks & Rec
- ▶ Code Compliance
- ▶ Sheriff's Office
- ▶ Commonwealth's Attorney
- ▶ Public Schools
- ▶ Federal partners
- ▶ Boys & Girls Club
- ▶ YMCA
- ▶ Riverside
- ▶ Ferguson
- ▶ CNU
- ▶ Canon
- ▶ Huntington Ingalls Industries/NNSY
- ▶ Clergy
- ▶ The Day Service Center



2019 GOALS

- ▶ Police Athletic League
 - ▶ Mediation sessions
 - ▶ Reorganize C.R.I.M.E. goal groups
 - ▶ Homicide support group
 - ▶ Balanced Scorecard
 - ▶ Youth Forums
 - ▶ Interactions with Elementary schools
 - ▶ Theme Citizen Police Academies:
 - ❖ Faith Leaders
 - ❖ Latino/refugees
- 

2019 AREAS OF FOCUS

▶ Areas of Concern:

- ❖ Homicides
- ❖ Shootings
- ❖ Domestic Violence
- ❖ Homelessness
- ❖ Overdoses
- ❖ Suicides

▶ Neighborhood Focus:

- ❖ Courthouse Green
 - ❖ Ridley Circle
 - ❖ Marshall Courts
- 



QUESTIONS?

