



22,594 UNITS

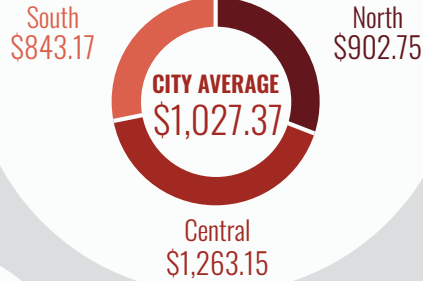
City Council District

North	33.6%	7,600
Central	37.9%	8,562
South	28.5%	6,432

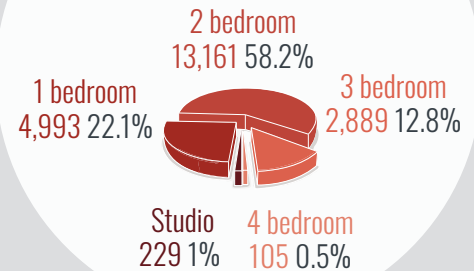


AVERAGE RENT

0-4 Bedrooms by City Council District



NUMBER OF BEDROOMS



5.5% VACANCY RATE

1,249 Vacant Units

City Council District

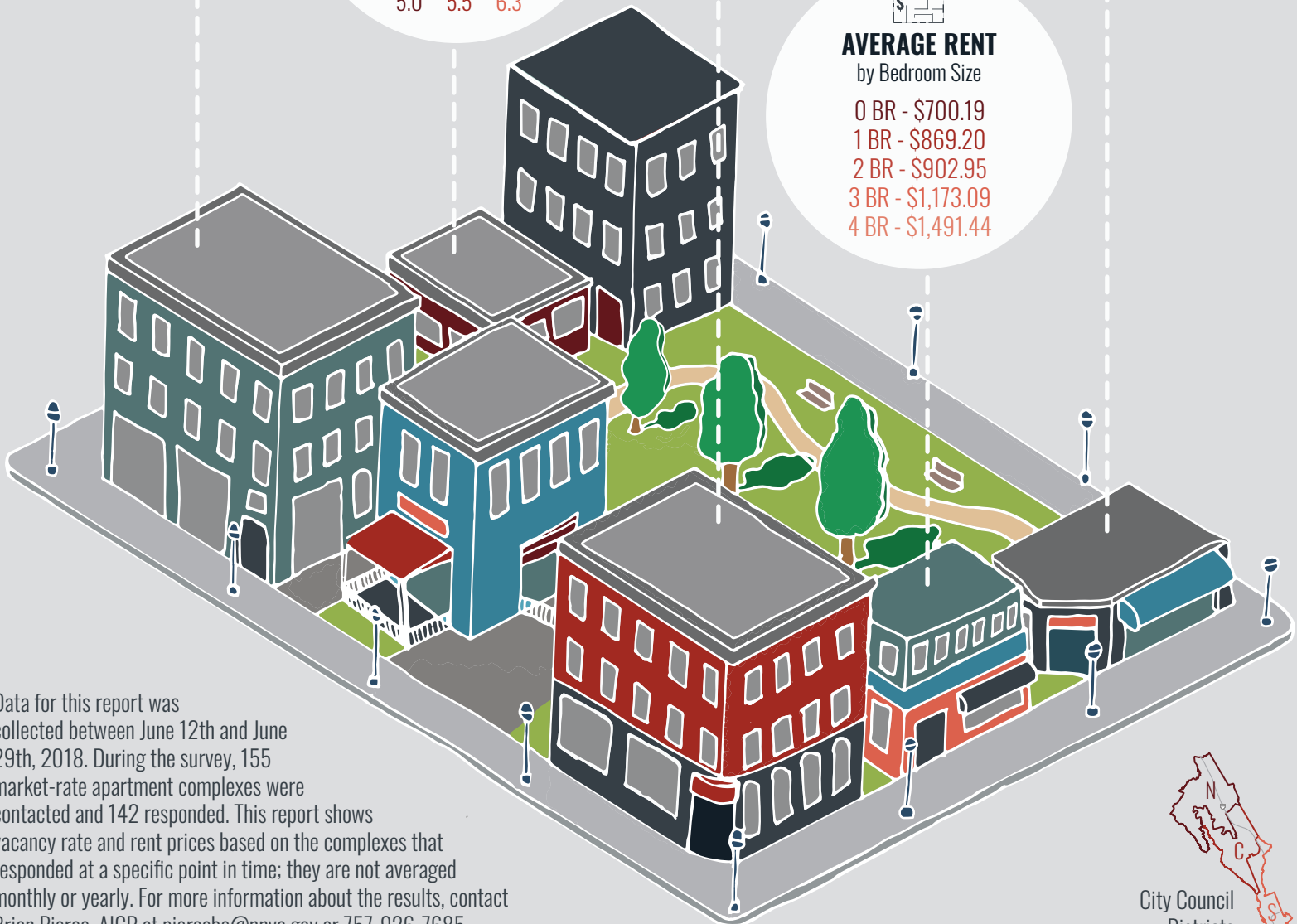
North	5.0
Central	5.5
South	6.3



AVERAGE RENT

by Bedroom Size

0 BR	- \$700.19
1 BR	- \$869.20
2 BR	- \$902.95
3 BR	- \$1,173.09
4 BR	- \$1,491.44



City Council Districts

Data for this report was collected between June 12th and June 29th, 2018. During the survey, 155 market-rate apartment complexes were contacted and 142 responded. This report shows vacancy rate and rent prices based on the complexes that responded at a specific point in time; they are not averaged monthly or yearly. For more information about the results, contact Brian Pierce, AICP at piercebc@nnva.gov or 757-926-7685.